


Protecting Your Support Group From Hackers and Snoopers

HERE ARE 5 WAYS TO PROTECT YOUR ONLINE SUPPORT GROUP

1.) IDENTIFY




As a group moderator, think about potential scenarios where information shared by your members could be used against them. Make a list of threats you identified. Here is an example: "Employer found out about this group, they might use information in this group to deny a member a job." This practice is called "threat modeling."

2.) PROTECT

Now it's time to map out plan to protect your members. For each threat you identified start ranking by how likely or possible these risks might be. Can you develop a process to make sure you are preventing the risk for your members?




3.) DETECT



From the threats you identified, develop a plan to detect whether the threat is happening in your group. Are you screening new members to make sure they are not harmful to others in your group? Are you checking posts of members?

4.) RESPOND

Do you have a plan to respond to threats to use information in your group against members? Here, it is important to communicate ways to respond consistently and fairly.



5.) RECOVER



Keeping your support group safe is all about staying ahead of risks. Regularly evaluate and re-evaluate your modeling of threats, and update your plan to make sure you and your group is prepared.

Source: Perakslis E, Califf RM. Employ Cybersecurity Techniques Against the Threat of Medical Misinformation. JAMA. Published online June 14, 2019. Link.

See more resources at: [The Light Collective](#)



THE LIGHT COLLECTIVE